

# HEALTHCARE SERVICES PROVIDERS

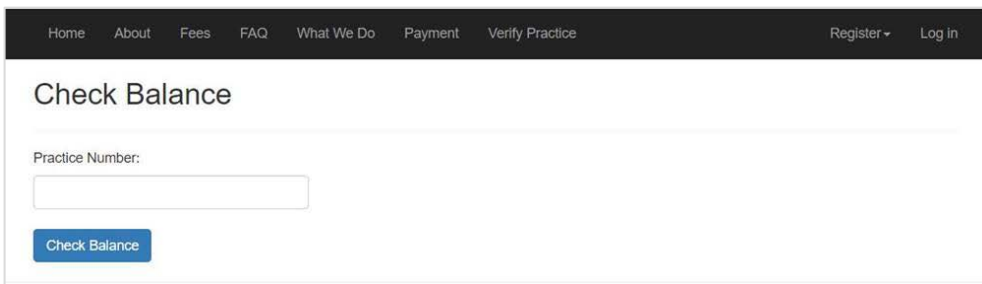
## How to Renew Practice Number & Pay Annual Fee

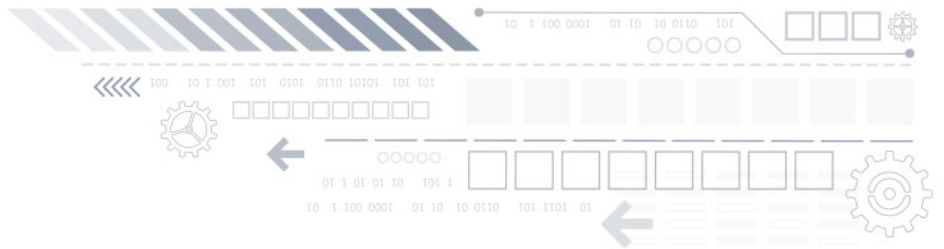
**URL:** <https://www.pcns.co.za>



Click on Menu Item - **Payment**

Type in **Practice Number** – Click **Check Balance**



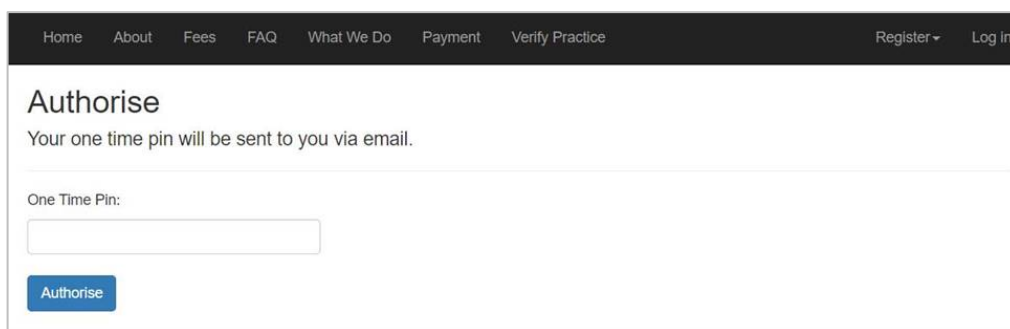


## How to Renew Practice Number & Pay Annual Fee [continued]

Open E-mail or SMS

– One Time Pin will be sent to preferred method of communication

Enter your One Time Pin (**OTP**)



The screenshot shows a web browser window with a dark navigation bar at the top containing links: Home, About, Fees, FAQ, What We Do, Payment, Verify Practice, Register, and Log In. The main content area is titled "Authorise" and contains the text "Your one time pin will be sent to you via email." Below this is a label "One Time Pin:" followed by a text input field. At the bottom of the form is a blue button labeled "Authorise".

Click **Authorise**

Balance will show on Screen

Continue to Payment