

**Practice Code Number Application Form
EMERGENCY MEDICAL SERVICES – ALS / AMS CRITERIA**

ADVANCED LIFE SUPPORT/AEROMEDICAL SERVICE

Combination of MICU Transfers and ALS AND MICU categories (Neonatal MICU Transfers.)

This document is to be submitted together with the Application form; supporting documents and completed questionnaire to pcns_admin@bhfglobal.com

This level of patient transfer and treatment refers to a seriously ill or injured patient requiring invasive medical intervention and continuous advanced life support medical care. If required intensive care management and transportation may also be offered for the transfer by road or air from or to an intensive care unit of a critically ill or injured patient requiring continuous advanced life support medical care.

SPECIFIC REQUIREMENTS

1. Vehicles (please be advised that the requirements stated below apply to all vehicles that are made use of as ambulances):
1.1. The ambulance must be configured in such a way that the medical personnel have complete access to a patient in order to begin and maintain life support
1.2. The ambulance must be fitted with a two-way radio or cellular communication system or a combination thereof which allows for communication at all times with the dispatch centre
1.3. The ambulance must be fitted with red warning lights that must be visible from the front, rear and both sides of the vehicle at all times, and siren in accordance with the relevant vehicle registration and safety legislation
1.4. The ambulance must display the word "Ambulance" on the front and rear of all ambulances and must adhere to the following minimum dimensions: 600mm X 150mm; or large as possible proportionate to make of the vehicle
1.5. The ambulance must be configured in such a way that the interior of the patient compartment, excluding the driver's cab section, must be a minimum of- a. height 1222mm. b. width 1333mm. c. length 1900mm;
1.6. The ambulance must be configured in such a way that adequate, permanently installed lighting is provided in the patient compartment
1.7. The ambulance must have installed within the ambulance a minimum of a 2 000-watt electrical inverter, capable of providing a 220 volt power supply to the patient treatment compartment of the vehicle
1.8. The ambulance must have an adequate entry that allows for the loading and off-loading of the patient without compromising the condition of the patient
1.9. The ambulance must be configured in such a way that a patient can be carried in the supine position with specialised medical equipment fitted
1.10. The ambulance must have an approved restraining device fitted for all patients and emergency care personnel
1.11. The ambulance must have a stretcher restrained with a restraining device, approved by the manufacturer of the stretcher, which shall be permanently fitted to the vehicle and shall restrain both the front and rear of the stretcher
1.12. The ambulance must have a stretcher that is secured in such a way that it allows medical personnel clear view of, and access to, the patient and specialised medical equipment



Lower Ground Floor, South Tower
1Sixty Jan Smuts, Rosebank, 2196



P O Box 2863, Saxonwold, 2132
clientservices@bhfglobal.com



T +27 11 537-0200
F +27 11 880-8798

DIRECTORS NJ Khauoe (Chairperson) • HL Nhlapo (Deputy Chairperson) • JK Mothudi (Managing Director) • MR Bayley • LR Callakoppen • ME Dlamini (eSwatini) • A Fourie-van Zyl • JH Joubert • TB Makoetlane (Lesotho) • S Martinus • JVM Mbonani • AK Mia Hamdulay • CM Mokgosana (Botswana) • BOS Moloabi • N Nyathi • C Raftopoulos • SN Sanyanga • HC Schäfer (Namibia) • H. Stephens • MC Wilson

1. Vehicles (please be advised that the requirements stated below apply to all vehicles that are made use of as ambulances):
1.13. The ambulance must have a stretcher that is fitted in such a way that it does not block the entry or emergency exits of the vehicle
1.14. The ambulance must have a stretcher that is fitted in such a way that it does not block access to the airway of the patient and in such a way that the performance of advanced airway techniques will not be hindered
1.15. The ambulance must be configured in such a way that medical equipment and medical gas cylinders are secured in brackets that are attached to the body of the vehicle and do not allow any vertical or horizontal movement of the medical equipment or medical gas cylinders within the compartment of the ambulance
1.16. The ambulance must be configured in such a way that medical equipment and medical gas cylinders are fitted in such a way that they do not obstruct the entry or emergency exits of the vehicle or pose a potential threat to personnel or patients
1.17. The ambulance must have medical gas cylinders and outlets marked in accordance with SANS Codes of Practice and that have been subjected to visual and hydrostatic inspection by a Department of Labour approved testing facility
1.18. The ambulance must have an adequate supply of convenient hanging devices that are fitted for intravenous therapy - such must be fitted in such a way as not to inflict injury to patients or medical personnel
1.19. The ambulance must have a patient compartment that is lined with a non-porous material to avoid blood and other body fluids from contaminating the area, and allows for the cleaning of the compartment
1.20. The ambulance must have surfaces and equipment within the ambulance free from the visible appearance of any and all contaminants including but not limited to: dust, dirt, blood, faeces, urine, vomit, human tissue or any other bodily fluid
1.21. The ambulance must have a patient compartment separated from the driver compartment in such a way that the patient, treatment of the patient, and actions of the patient must in no way interfere with the driving of the vehicle
1.22. The ambulance must in the case of a vehicle with a gross vehicle mass which exceeds 3 500kg, be fitted with retro-reflective red and retro-reflective yellow chevron strips on the rear of the vehicle, as required by the National Road Traffic Act
1.23. The ambulance must in the case of a vehicle with a gross vehicle mass which exceeds 3 500kg, be fitted with yellow, retro-reflective strips to both the sides of the vehicle as well as the rear of the vehicle, in addition to the chevron, which must be fitted no more than 600mm from the lower part of the body of such vehicle, as required by the National Road Traffic Act
1.24. The ambulance must be registered as an 'Ambulance' with the relevant authorities according to existing Acts, ordinances or regulations.

2. Equipment Requirements	Ambulance	Response Vehicle	Medical Rescue Vehicle	Air Ambulance
2.1. Airway Equipment				
2.1.1. Oropharyngeal airway No. 00	2 each	2 each	2 each	2 each
2.1.2. Oropharyngeal airway No. 0	2 each	2 each	2 each	2 each
2.1.3. Oropharyngeal airway No. 1	2 each	2 each	2 each	2 each
2.1.4. Oropharyngeal airway No. 2	2 each	2 each	2 each	2 each
2.1.5. Oropharyngeal airway No. 3	2 each	2 each	2 each	2 each
2.1.6. Oropharyngeal airway No. 4	2 each	2 each	2 each	2 each
2.1.7. Hard Suction Catheter (Paediatric)	2	2	2	2
2.1.8. Neonatal Suction Catheters Size No. 5 FG	2	2	2	2
2.1.9. Neonatal Suction Catheters Size No. 6 FG	2	2	2	2
2.1.10. Neonatal Suction Catheters Size No. 8 FG	2	2	2	2

Lower Ground Floor, South Tower
1Sixty Jan Smuts, Rosebank, 2196

P O Box 2863, Saxonwold, 2132
clientservices@bhfglobal.com

T +27 11 537-0200
F +27 11 880-8798

DIRECTORS NJ Khauoe (Chairperson) • HL Nhlapo (Deputy Chairperson) • JK Mothudi (Managing Director) • MR Bayley • LR Callakoppen • ME Dlamini (eSwatini) • A Fourie-van Zyl • JH Joubert • TB Makoetlane (Lesotho) • S Martinus • JVM Mbonani • AK Mia Hamdulay • CM Mokgosana (Botswana) • BOS Moloabi • N Nyathi • C Raftopoulos • SN Sanyanga • HC Schäfer (Namibia) • H. Stephens • MC Wilson

2. Equipment Requirements	Ambulance	Response Vehicle	Medical Rescue Vehicle	Air Ambulance
2.1.11.Paediatric Suction Catheters Size No. 10 FG	1	1	1	1
2.1.12.Adult Suction Catheter Size No. 12 FG	1	1	1	1
2.1.13.Adult Suction Catheter Size No. 14 FG	1	1	1	1
2.1.14.Neonatal Suction Catheters Size No. 5 FG	1	1	1	1
2.1.15.Neonatal Suction Catheters Size No. 6 FG	1	1	1	1
2.1.16.Neonatal Suction Catheters Size No. 8 FG	1	1	1	1
2.1.17.Paediatric Suction Catheters Size No. 10 FG	Optional	Optional	1	Optional
2.1.18.Adult Suction Catheter Size No. 12 FG	1	1	0	1
2.1.19.Adult Suction Catheter Size No. 14 FG	2	2	2	2
2.1.20.Portable Suction Apparatus (Combination of Battery and Electrically Operated)	2	2	2	2
2.1.21.Manual Hand Operated Portable Suction Apparatus (As a backup device)	2	2	2	2
2.1.22.Stethoscope (Combination of diaphragm and bell type head)	1	1	1	1
2.2. Endotracheal Intubation Equipment				
2.2.1. Laryngoscope set for adult and paediatric including the following:				
Handle with batteries in full working condition	1	1	0	1
Batteries - spare for laryngoscope	2	2	0	2
Size 0 blade	1	1	0	1
Size 1 blade	1	1	0	1
Size 2 blade	1	1	0	1
Size 3 blade	1	1	0	1
Size 4 blade	1	1	0	1
Size 5 blade	Optional	Optional	0	Optional
2.2.2. Disposable, sterile ET tubes including the following:				
Size 2.5m ID ET tube	2	2	0	2
Size 3m ID ET tube	2	2	0	2
Size 3.5m ID ET tube	2	2	0	2
Size 4m ID ET tube	2	2	0	2
Size 4.5m ID ET tube	2	2	0	2
Size 5m ID ET tube	2	2	0	2
Size 5mm ID ET tube (cuffed, high volume, low pressure)	2	2	0	2
Size 5.5mm ID ET tube (cuffed, high volume, low pressure)	2	2	0	2
Size 6mm ID ET tube (cuffed, high volume, low pressure)	2	2	0	2
Size 6.5mm ID ET tube (cuffed, high volume, low pressure)	2	2	0	2
Size 7mm ID ET tube (cuffed, high volume, low pressure)	2	2	0	2
Size 7.5mm ID ET tube (cuffed, high volume, low pressure)	2	2	0	2
Size 8mm ID ET tube (cuffed, high volume, low pressure)	2	2	0	2
Size 8.5mm ID ET tube (cuffed, high volume, low pressure)	2	2	0	2

Lower Ground Floor, South Tower
1Sixty Jan Smuts, Rosebank, 2196



P O Box 2863, Saxonwold, 2132
clientservices@bhfglobal.com



T +27 11 537-0200
F +27 11 880-8798



DIRECTORS NJ Khauoe (Chairperson) • HL Nhlapo (Deputy Chairperson) • JK Mothudi (Managing Director) • MR Bayley • LR Callakoppen • ME Dlamini (eSwatini) • A Fourie-van Zyl • JH Joubert • TB Makoetlane (Lesotho) • S Martinus • JVM Mbonani • AK Mia Hamdulay • CM Mokgosana (Botswana) • BOS Moloabi • N Nyathi • C Raftopoulos • SN Sanyanga • HC Schäfer (Namibia) • H. Stephens • MC Wilson

2. Equipment Requirements	Ambulance	Response Vehicle	Medical Rescue Vehicle	Air Ambulance
pressure)				
2.2.3. Sub-glottic Laryngeal Mask (LMA), size 1	2	2	0	2
2.2.4. Sub-glottic Laryngeal Mask (LMA), size 1.5	2	2	0	2
2.2.5. Sub-glottic Laryngeal Mask (LMA), size 2	2	2	0	2
2.2.6. Sub-glottic Laryngeal Mask (LMA), size 2.5	2	2	0	2
2.2.7. Sub-glottic Laryngeal Mask (LMA), size 3	2	2	0	2
2.2.8. Sub-glottic Laryngeal Mask (LMA), size 3.5	2	2	0	2
2.2.9. Sub-glottic Laryngeal Mask (LMA), size 4	2	2	0	2
2.2.10. Sub-glottic Laryngeal Mask (LMA), size 4.5	2	2	0	2
2.2.11. Sub-glottic Laryngeal Mask (LMA), size 5	2	2	0	2
2.2.12. Small ET tube introducer	1	1	0	1
2.2.13. Large ET tube introducer	1	1	0	1
2.2.14. Gum Elastic Bougie	1	1	0	1
2.2.15. Magill forceps - adult	1	1	1	1
2.2.16. Magill forceps - paediatric	1	1	1	1
2.2.17. 10ml syringes	1	1	0	1
2.2.18. 20ml syringes	2	2	0	2
2.2.19. Pair sharp, clean scissors	1	1	0	1
2.2.20. 1m Tape / ET tube securing device	2	2	0	2
2.2.21. Water soluble lubricant gel	2	2	0	2
2.2.22. Heimlich type Flutter valves	2	2	0	2
2.2.23. Heat moisture exchanger valve for ventilated patients	1	1	0	1
2.3. Breathing / Ventilation Equipment				
2.3.1. Adult oxygen masks providing 40% inhaled oxygen with tubing	4	4	4	4
2.3.2. Adult non-rebreather masks providing 100% inhaled oxygen with tubing	2	2	2	2
2.3.3. Adult oxygen nebuliser masks including tubing and fluid reservoir	2	2	2	2
2.3.4. Nasal cannula with tubing	2	2	2	2
2.3.5. Paediatric oxygen masks providing 40% inhaled oxygen with tubing	2	2	2	2
2.3.6. Paediatric non-rebreather masks providing 100% inhaled oxygen with tubing	2	2	2	2
2.3.7. Paediatric oxygen nebuliser masks including tubing and a fluid reservoir	2	2	2	2
2.3.8. Oxygen T-Piece with tubing	2	2	2	2
2.3.9. Adult Bag-Valve-Mask with Reservoir and adult mask (size 4)	1	1	1	1
2.3.10. Paediatric Bag-Valve-Mask with Reservoir and paediatric mask (size 1)	1	1	1	1
2.3.11. Neonatal Bag-Valve-Mask with Reservoir and neonatal mask (size 0)	1	1	1	1
2.3.12. Oxygen Humidification Device	1	1	0	1

Lower Ground Floor, South Tower
1Sixty Jan Smuts, Rosebank, 2196



P O Box 2863, Saxonwold, 2132
clientservices@bhfglobal.com



T +27 11 537-0200
F +27 11 880-8798



DIRECTORS NJ Khauoe (Chairperson) • HL Nhlapo (Deputy Chairperson) • JK Mothudi (Managing Director) • MR Bayley • LR Callakoppen • ME Dlamini (eSwatini) • A Fourie-van Zyl • JH Joubert • TB Makoetlane (Lesotho) • S Martinus • JVM Mbonani • AK Mia Hamdulay • CM Mokgosana (Botswana) • BOS Moloabi • N Nyathi • C Raftopoulos • SN Sanyanga • HC Schäfer (Namibia) • H. Stephens • MC Wilson

2. Equipment Requirements	Ambulance	Response Vehicle	Medical Rescue Vehicle	Air Ambulance
2.4. Oxygen Supply				
2.4.1. Minimum of a portable oxygen cylinder. Size "D"	2	2	2	2
2.4.2. Portable oxygen cylinder gauge with flow meter	1	1	1	1
2.4.3. Fitted oxygen cylinder/s, size "F" capable of supplying a minimum of 30 minutes of oxygen at a flow rate of at least 15 litres per minute	2	0	0	2
2.4.4. Fitted oxygen cylinder gauge with flow meter	1	0	0	1
2.5. Ventilator				
2.5.1. Mechanical volume cycled ventilator with PEEP valve & pressure relief valve, with appropriate fitting allowing connection to fitted oxygen supply within the ambulance, including the following features (requires annual calibration certification):	1	1	0	1
Volume and pressure control				
Volume				
Inspiratory Pressure				
PEEP				
FiO2				
Rate				
Alarms (Peak Inspiratory Pressure, Low Pressure)				
2.5.2. Heat moisture exchange valve for both manual as well as mechanical ventilation methods.	2	2	2	2
2.6. Diagnostic / Therapeutic Equipment				
2.6.1. Sphygmomanometer including adult, paediatric and neonatal cuffs	1	1	1	1
2.6.2. Pupil torch	1	1	1	1
2.6.3. Glucometer and blood glucose monitoring strips	1	1	1	1
2.6.4. Pulse Oximeter (if not included as a feature of an ECG monitor or electronic patient monitor)	1	1	1	1
2.6.5. Automated External Defibrillator (AED) (annual calibration not required due to self- testing and self - calibration of the unit)	0	0	0	0
2.6.6. Automated External Defibrillator (AED) that is approved by the manufacturer for use in a moving vehicle, To be used in combination with a Vital Signs Monitor that includes visual 3 lead ECG Monitoring and an ECG rhythm printer /recorder feature (Vital Signs Monitor requires annual calibration certification)	0	0	1	0
OR				
2.6.7. ECG monitor and defibrillator featuring 3 lead ECG monitoring capability, 3 lead cable, AED capability, AED pads, manual defibrillation, recorder I printer with paper and hard defibrillation paddles (requires annual calibration)	0	0	1	0

Lower Ground Floor, South Tower
1Sixty Jan Smuts, Rosebank, 2196



P O Box 2863, Saxonwold, 2132
clientservices@bhfglobal.com



T +27 11 537-0200
F +27 11 880-8798



DIRECTORS NJ Khauoe (Chairperson) • HL Nhlapo (Deputy Chairperson) • JK Mothudi (Managing Director) • MR Bayley • LR Callakoppen • ME Dlamini (eSwatini) • A Fourie-van Zyl • JH Joubert • TB Makoetlane (Lesotho) • S Martinus • JVM Mbonani • AK Mia Hamdulay • CM Mokgosana (Botswana) • BOS Moloabi • N Nyathi • C Raftopoulos • SN Sanyanga • HC Schäfer (Namibia) • H. Stephens • MC Wilson

2. Equipment Requirements	Ambulance	Response Vehicle	Medical Rescue Vehicle	Air Ambulance
certification)				
2.6.8. ECG monitor and defibrillator featuring 3 lead ECG monitoring capability, external cardiac pacing, cardioversion, pacing /AED pads, manual defibrillation, recorder / printer with paper and hard defibrillation paddles (requires annual calibration certification)	1	1	0	1
2.6.9. Defibrillation gel	1	1	1	1
2.6.10. End Tidal CO2 Monitor - Capnograph (if not included as a feature of an ECG monitor or electronic patient monitor)	1	1	0	1
2.7. Miscellaneous Disposable Equipment				
2.7.1. Boxes of disposable examination gloves (S,M,L)	1 each	1 each	1 each	1 each
2.7.2. Wound dressings 100mm x 100mm	5	5	5	5
2.7.3. Wound dressings 100mm x 200mm	4	4	4	4
2.7.4. Hydrogel Burn Dressing 100mm x 100mm	2	2	2	2
2.7.5. Hydrogel Burn Dressing 200mm x 200mm	1	1	1	1
2.7.6. Hydrogel Burn Dressing 200mm x 450mm	2	2	2	2
2.7.7. Gauze swabs (100mm x 100mm)	20	20	20	20
2.7.8. Roll of 25 mm adhesive tape (zinc oxide)	1	1	1	1
2.7.9. Roll of 10 mm adhesive tape (hypoallergenic)	1	1	1	1
2.7.10. 75mm elasticised bandages	4	4	4	4
2.7.11. 100mm elasticised bandages	4	4	4	4
2.7.12. Sealed maternity pack (including 2 x sealed & sterile surgical blades, 4 x sealed sanitary pads, 2 x sealed space blankets, 4 x sealed & sterile umbilical cord clamps, 1 x sealed & sterile mucous extractor)	1	1	1	1
2.7.13. Regurgitation bags OR Large kidney bowl / receiver (may not be a bedpan)	4 1	0 0	0 0	4 4
2.7.14. Sealed space blanket	4	4	4	4
2.7.15. Clear safety goggles	2	2	2	2
2.7.16. Range of nasogastric tubes, including:	1	1	0	1
Size 5 French	1	1	0	1
Size 8 French	1	1	0	1
Size 10 French	1	1	0	1
Size 12 French	1	1	0	1
Size 14 French	1	1	0	1
Size 18 French	1	1	0	1
2.7.17. Urine drainage bag	2	2	0	2
2.7.18. Foleys catheters FG5, 8, 10, 12, 14, 16, 18	1	1	0	1
2.8. Intravenous Therapy Equipment				
2.8.1. Alcohol Swab (30mm x 30mm)	30	30	30	30
2.8.2. 14 gauge intra- venous catheters	2	2	2	2
2.8.3. 16 gauge intra- venous catheters	2	2	2	2
2.8.4. 18 gauge intra- venous catheters	2	2	2	2
2.8.5. 20 gauge intra- venous catheters	2	2	2	2

Lower Ground Floor, South Tower
1Sixty Jan Smuts, Rosebank, 2196



P O Box 2863, Saxonwold, 2132
clientservices@bhfglobal.com



T +27 11 537-0200
F +27 11 880-8798



DIRECTORS NJ Khaue (Chairperson) • HL Nhlapo (Deputy Chairperson) • JK Mothudi (Managing Director) • MR Bayley • LR Callakoppen • ME Dlamini (eSwatini) • A Fourie-van Zyl • JH Joubert • TB Makoetlane (Lesotho) • S Martinus • JVM Mbonani • AK Mia Hamdulay • CM Mokgosana (Botswana) • BOS Moloabi • N Nyathi • C Raftopoulos • SN Sanyanga • HC Schäfer (Namibia) • H. Stephens • MC Wilson

2. Equipment Requirements	Ambulance	Response Vehicle	Medical Rescue Vehicle	Air Ambulance
2.8.6. 22 gauge intra- venous catheters	2	2	2	2
2.8.7. 24 gauge intra- venous catheters	2	2	2	2
2.8.8. 60 micro drops / ml - Administration Sets	2	2	2	2
2.8.9. Intraosseous needle or device with needle	1	1	0	1
2.8.10.15 drops /ml or 20 drops /ml-Administration Sets	2	2	2	2
2.8.11.10 drops 1 ml - Blood Administration Set	2	2	2	2
2.8.12.High Capacity 10 drops / ml Administration Set	1	1	0	1
2.8.13.Volume Control Administration Set (e.g. Buretrol, Dosifix)	1	1	0	1
2.8.14.200m1 Normal Saline - 1V Fluid	2	2	2	2
2.8.15.1000m1 Ringers Lactate - IV Fluid Or 1000m1 Balsol - IV Fluid	2	2	2	2
2.8.16.500m1 Synthetic Colloid e.g. Haemaccel I Haes -sterile	1	1	1	1
2.8.17.Transparent, waterproof, IV securing dressing (e.g. Tegaderm or similar) minimum of 10cm x 12cm dimensions	8	8	8	8
2.8.18.Infusion flow regulators (e.g. Dial -a- Flow, Dosi Flow)	2	2	2	2
2.8.19.3 Way Stopcock	2	2	1	2
2.8.20.Spencer Wells Artery Forceps	2	2	2	2
2.8.21.Pressure Infusion Bags	2	2	0	2
2.9. Medicines Therapy Sundries				
2.9.1. 50 ml syringes	1	1	0	1
2.9.2. 20 ml syringes	2	2	2	2
2.9.3. 10 ml syringes	2	2	2	2
2.9.4. 5 ml syringes	2	2	2	2
2.9.5. 2 ml syringes	2	2	2	2
2.9.6. 1 ml syringes	2	2	0	2
2.9.7. 16 gauge needles	4	4	4	4
2.9.8. 20 gauge needles	4	4	4	4
2.10. Medicines				
2.10.1.Medicines to be carried by the on duty registered practitioner as per HPCSA approved scope of practice for a registered Paramedic or a registered Emergency Care Technician or registered Emergency Care Practitioner.				
2.11. Transport and Immobilisation Equipment				
2.11.1.Hard/Stiff Neck Cervical Collars - Small	2	2	2	2
2.11.2.Hard/Stiff Neck Cervical Collars - Medium	2	2	2	2
2.11.3.Hard/Stiff Neck Cervical Collars - Large	2	2	2	2
2.11.4.Full set of Soft Cervical Collars (Small, Medium, Large)	Optional	Optional	Optional	Optional
2.11.5.Patient Extrication Device -Adult (e.g. KED)	1	Optional	Optional	Optional
2.11.6.Patient Extrication Device - Paediatric (e.g. KED)	1	Optional	Optional	Optional
2.11.7.Long spine board	1	1	0	Optional
2.11.8.Scoop stretcher	1	0	1	1

Lower Ground Floor, South Tower
1Sixty Jan Smuts, Rosebank, 2196



P O Box 2863, Saxonwold, 2132
clientservices@bhfglobal.com



T +27 11 537-0200
F +27 11 880-8798



DIRECTORS NJ Khauoe (Chairperson) • HL Nhlapo (Deputy Chairperson) • JK Mothudi (Managing Director) • MR Bayley • LR Callakoppen • ME Dlamini (eSwatini) • A Fourie-van Zyl • JH Joubert • TB Makoetlane (Lesotho) • S Martinus • JVM Mbonani • AK Mia Hamdulay • CM Mokgosana (Botswana) • BOS Moloabi • N Nyathi • C Raftopoulos • SN Sanyanga • HC Schäfer (Namibia) • H. Stephens • MC Wilson

2. Equipment Requirements	Ambulance	Response Vehicle	Medical Rescue Vehicle	Air Ambulance
2.11.9. Vacuum Mattress	Optional	0	0	1
2.11.10. Set Head Blocks	2	Optional	Optional	1
2.11.11. Spider harness	2	Optional	Optional	2
2.11.12. Lower extremity traction splint - Adult	1	Optional	Optional	2
2.11.13. Lower extremity traction splint - Paediatric	1	Optional	Optional	Optional
2.11.14. Long splints - Leg	6	6	6	6
2.11.15. Short splints - Arm	4	4	4	4
2.12. Other				
2.12.1. Pillow	2	0	0	2
2.12.2. Sheet	6	1	0	1
2.12.3. Blanket	2	0	0	1
2.12.4. Bedpan/urinal	1	0	0	Optional
2.12.5. Waste disposal facility (enclosed container)	1	0	0	1
2.12.6. Red, medical waste disposal plastic bags	6	6	6	2
2.12.7. Enclosed, commercially manufactured, disposable sharps container	1	1	1	1
2.12.8. Suitably manufactured Jump Bag for safe, clean and secure storage and transportation of medical equipment	1	1	1	1
2.12.9. Suitably manufactured Drug Pouch for safe, clean and secure storage and transportation of medication and administration accessories	1	1	0	1
2.12.10. Pair rescue scissors	1	1	1	1
2.12.11. High visibility, reflective vest and / or jacket	2	1	2	Optional
2.12.12. Safety helmet	2	1	2	Optional
2.12.13. Fire Extinguisher (minimum of 2KG dry powder)	1	1	1	Optional
2.12.14. Thermometer (standard)	1	1	1	1
2.12.15. Casebook or patient record sheet	1	1	1	1
2.12.16. Map book or fitted GPS device	1	1	1	1

3. Requirements for MICU transfers - the following requirements are per station, and not per vehicle (mandatory)	Ambulance	Response Vehicle	Medical Rescue Vehicle	Air Ambulance
3.1. Vital signs monitor (requires annual calibration certification) - or separate automated NIBP, SpO2, electronic capnograph	1	1	0	1
3.2. Infusion pump including appropriate administration sets (requires annual calibration certification)	1	1	0	1
3.3. Syringe driver including approved syringes (requires annual calibration certification)	1	1	0	1

4. Requirements for MICU neonatal transfers - the following requirements are per station, and not per vehicle (optional):	Ambulance	Response Vehicle	Medical Rescue Vehicle	Air Ambulance
4.1. Automated neonatal ventilator (requires annual calibration certification) - or mechanical ventilator featuring neonatal,	access	access	0	1

Lower Ground Floor, South Tower
1Sixty Jan Smuts, Rosebank, 2196



P O Box 2863, Saxonwold, 2132
clientservices@bhfglobal.com



T +27 11 537-0200
F +27 11 880-8798



DIRECTORS NJ Khauoe (Chairperson) • HL Nhlapo (Deputy Chairperson) • JK Mothudi (Managing Director) • MR Bayley • LR Callakoppen • ME Dlamini (eSwatini) • A Fourie-van Zyl • JH Joubert • TB Makoetlane (Lesotho) • S Martinus • JVM Mbonani • AK Mia Hamdulay • CM Mokgosana (Botswana) • BOS Moloabi • N Nyathi • C Raftopoulos • SN Sanyanga • HC Schäfer (Namibia) • H. Stephens • MC Wilson

4. Requirements for MICU neonatal transfers - the following requirements are per station, and not per vehicle (optional):	Ambulance	Response Vehicle	Medical Rescue Vehicle	Air Ambulance
paediatric and adult ventilation modes				
4.2. Transport incubator with backup power and on-board alarms (requires annual confirmation of servicing)	access	access	0	1
4.3. Vital signs monitor with neonatal probes (requires annual calibration certification)	access	access	0	1
4.4. Oxygen inspired analyser	access	access	0	1
4.5. Incubator head box	access	access	0	1
4.6. Neonatal SPO2 probe and monitor (if not included as a feature of the vital signs monitor)	access	access	0	1

5. Rescue Equipment Requirements	Quantity
5.1. Hydraulic Pump	1
5.2. Hydraulic Spreader	1
5.3. Hydraulic Cutter	1
5.4. Hydraulic Hand Pump	1
5.5. Hydraulic Hose	3
5.6. Hydraulic Rams (Short, Medium, Long)	3
5.7. Reciprocating saw	1
5.8. Generator, minimum 3,5 kW	1
5.9. Lighting system	1
5.10. Petrol angle grinder	1
5.11. Step Chocks	2
5.12. Wedges	4
5.13. Chocks	4
5.14. Road cones	20
5.15. Multi-purpose tool e.g. Haligan Tool	1
5.16. Hacksaw	1
5.17. Axe	1
5.18. Rubber hammer	1
5.19. Hammer	1
5.20. Bolt cutter	1
5.21. Toolbox	1
5.22. Rescue Tool Storage bag	1
5.23. Chain saw	1
5.24. Bow Saw	1
5.25. Crow Bar	1
5.26. Ratchet straps	2
5.27. Glass cutter	1
5.28. Spade	1
5.29. Broom	1
5.30. Duct tape	2

Lower Ground Floor, South Tower
1Sixty Jan Smuts, Rosebank, 2196

P O Box 2863, Saxonwold, 2132
clientservices@bhfglobal.com

T +27 11 537-0200
F +27 11 880-8798

DIRECTORS NJ Khaue (Chairperson) • HL Nhlapo (Deputy Chairperson) • JK Mothudi (Managing Director) • MR Bayley • LR Callakoppen • ME Dlamini (eSwatini) • A Fourie-van Zyl • JH Joubert • TB Makoetlane (Lesotho) • S Martinus • JVM Mbonani • AK Mia Hamdulay • CM Mokgosana (Botswana) • BOS Moloabi • N Nyathi • C Raftopoulos • SN Sanyanga • HC Schäfer (Namibia) • H. Stephens • MC Wilson

5. Rescue Equipment Requirements	
5.31. Trolley jack	1
5.32. Bottle jack	1
5.33. High Lifting Jack	1
5.34. Jimmy jack	1
5.35. Soft protection	1
5.36. Hard protection	1
5.37. Seatbelt cutter	1
5.38. Centre punch	1
5.39. Large pliers	1
5.40. Barrier tape	2
5.41. Jerry can with appropriate fuel	1 x 10 litre
5.42. Basket stretcher with straps e.g. Stokes	1
5.43. Scoop stretcher	1
5.44. Webbing	1
5.45. Oxygen cylinder and gauge	1
5.46. Bag-Valve-Masks (Adult, child, Neonate)	1 each
5.47. Face Mask N95 rating	1 box
5.48. Red Plastic Bags	5
5.49. Jumper cables	1 set
5.50. 10-litre compressed-air cylinder	1
5.51. Pneumatic airbags	1
5.52. Pneumatic Hoses	1
5.53. Pneumatic Controls and Air Cylinder	1
5.54. Pneumatic Chisel Set	1
5.55. Torch	1
5.56. Pedal cutter	1
5.57. Tool sheet (Staging)	1
5.58. Dry powder portable fire extinguisher	1 x 2.5kg
5.59. Abseil Harness with 1 ascender device	2
5.60. Helmets	2
5.61. Rescue gloves	2 pairs
5.62. Ropes 50 meters Main line	2
5.63. Ropes 50 meters Safety line	2
5.64. Edge roller	1
5.65. Ascenders	1
5.66. Prussik Loops	4
5.67. Light-use Ascenders	2
5.68. Descenders	1 set
5.69. Figure 8 descenders	2
5.70. Brake Bar Racks	1
5.71. Self-Braking Descender e.g. Petzl ID	2
5.72. Carabiners	14
5.73. Anchor plate	2
5.74. Slings (S,M,L)	2 each
5.75. Rope grabs	2



Lower Ground Floor, South Tower
1Sixty Jan Smuts, Rosebank, 2196



P O Box 2863, Saxonwold, 2132
clientservices@bhfglobal.com



T +27 11 537-0200
F +27 11 880-8798

DIRECTORS NJ Khauoe (Chairperson) • HL Nhlapo (Deputy Chairperson) • JK Mothudi (Managing Director) • MR Bayley • LR Callakoppen • ME Dlamini (eSwatini) • A Fourie-van Zyl • JH Joubert • TB Makoetlane (Lesotho) • S Martinus • JVM Mbonani • AK Mia Hamdulay • CM Mokgosana (Botswana) • BOS Moloabi • N Nyathi • C Raftopoulos • SN Sanyanga • HC Schäfer (Namibia) • H. Stephens • MC Wilson

5. Rescue Equipment Requirements	
5.76. Cow Tail	6
5.77. Directional pulley	4
5.78. Haul hoist	1
5.79. Breathing apparatus and cylinders	2
5.80. Bunker kit	1
5.81. Helmets with visor	1
5.82. Utility rope	1
5.83. Tarpaulin	1
5.84. Torpedo Buoys	2
5.85. Personal Flotation Devices	2
5.86. Trauma board	1
5.87. Scoop stretcher	1
5.88. Roll-able Toughened Plastic Rescue Stretcher e.g. SKED stretcher	1
5.89. Step ladder	1
5.90. Head blacks	1
5.91. Spider harness	1
5.92. Short Spinal Board e.g. Kendrick Extrication Device	1
5.93. Suction unit	1
5.94. Jump bag	1
5.95. Sharps Container	1

6. Minimum Personnel Requirements for Advanced Life Support Ambulance per shift (NB Refer to the latest 2017 EMS Regulation)

Personnel (per operational shift)	Minimum Quantity (per shift)
State registered Nurse with SANC with approved Neonatal training in addition to ALS staff i.e. CCA/Paramedic (Optional)	1
Basic Ambulance Assistant (BAA)	1
Ambulance Emergency Assistant (AEA)	1
Paramedics	1
General Practitioner	1
Emergency Medical Service Manager who is qualified in at least Ambulance Emergency Assistant or higher qualification at HPCSA	1

All staff members above are required to have valid PDP's.

The patient attendants shall be advanced live support qualified and registered (i.e. CCA or Nat. Dip. AEC) with the HPCSA. It is recommended that the ALS patient attendants be assisted by a minimum Ambulance Emergency Assistant.

In the event of an ICU transfer the patient attendant/s shall be Advanced Life Support qualified and registered with HPCSA, alone or in addition to an ICU trained Registered Nurse with the SANC approved ICU training.

There shall also be a consulting registered Medical Practitioner, available 24 hours per day, for medical advice or intervention by radio, telephone or on scene intervention. It is highly recommended that the registered Medical Practitioner hold currently valid ATLS / ACLS/ PALS or (APLS) certificates or equivalent.

Lower Ground Floor, South Tower
1Sixty Jan Smuts, Rosebank, 2196

P O Box 2863, Saxonwold, 2132
clientservices@bhfglobal.com

T +27 11 537-0200
F +27 11 880-8798


DIRECTORS NJ Khauoe (Chairperson) • HL Nhlapo (Deputy Chairperson) • JK Mothudi (Managing Director) • MR Bayley • LR Callakoppen • ME Dlamini (eSwatini) • A Fourie-van Zyl • JH Joubert • TB Makoetlane (Lesotho) • S Martinus • JVM Mbonani • AK Mia Hamdulay • CM Mokgosana (Botswana) • BOS Moloabi • N Nyathi • C Raftopoulos • SN Sanyanga • HC Schäfer (Namibia) • H. Stephens • MC Wilson

The ambulance crew must be dressed in an appropriate uniform.


All staff members are required to have a signed contract signed by both the employee and employer.

An SLA agreement is required to be signed by both the Medical Practitioner and owner of the Ambulance Service.


---oOo---



Lower Ground Floor, South Tower
1Sixty Jan Smuts, Rosebank, 2196



P O Box 2863, Saxonwold, 2132
clientservices@bhfglobal.com



T +27 11 537-0200
F +27 11 880-8798

DIRECTORS NJ Khauoe (Chairperson) • HL Nhlapo (Deputy Chairperson) • JK Mothudi (Managing Director) • MR Bayley • LR Callakoppen • ME Dlamini (eSwatini) • A Fourie-van Zyl • JH Joubert • TB Makoetlane (Lesotho) • S Martinus • JVM Mbonani • AK Mia Hamdulay • CM Mokgosana (Botswana) • BOS Moloabi • N Nyathi • C Raftopoulos • SN Sanyanga • HC Schäfer (Namibia) • H. Stephens • MC Wilson